



The Luxembourg investment fund industry:

Connecting investors with
worldwide market opportunities




Denise Voss
Chairman, ALFI

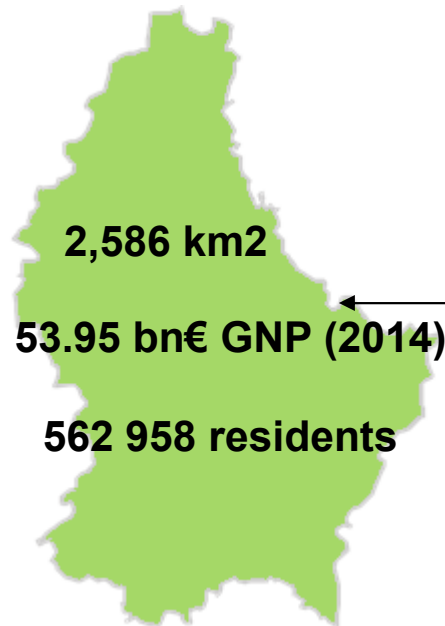
October 2015

Luxembourg – Gateway to Europe & the World




- Administrative languages:

- Luxembourgish 
- French 
- German 



Luxembourg – Gateway to Europe & the World

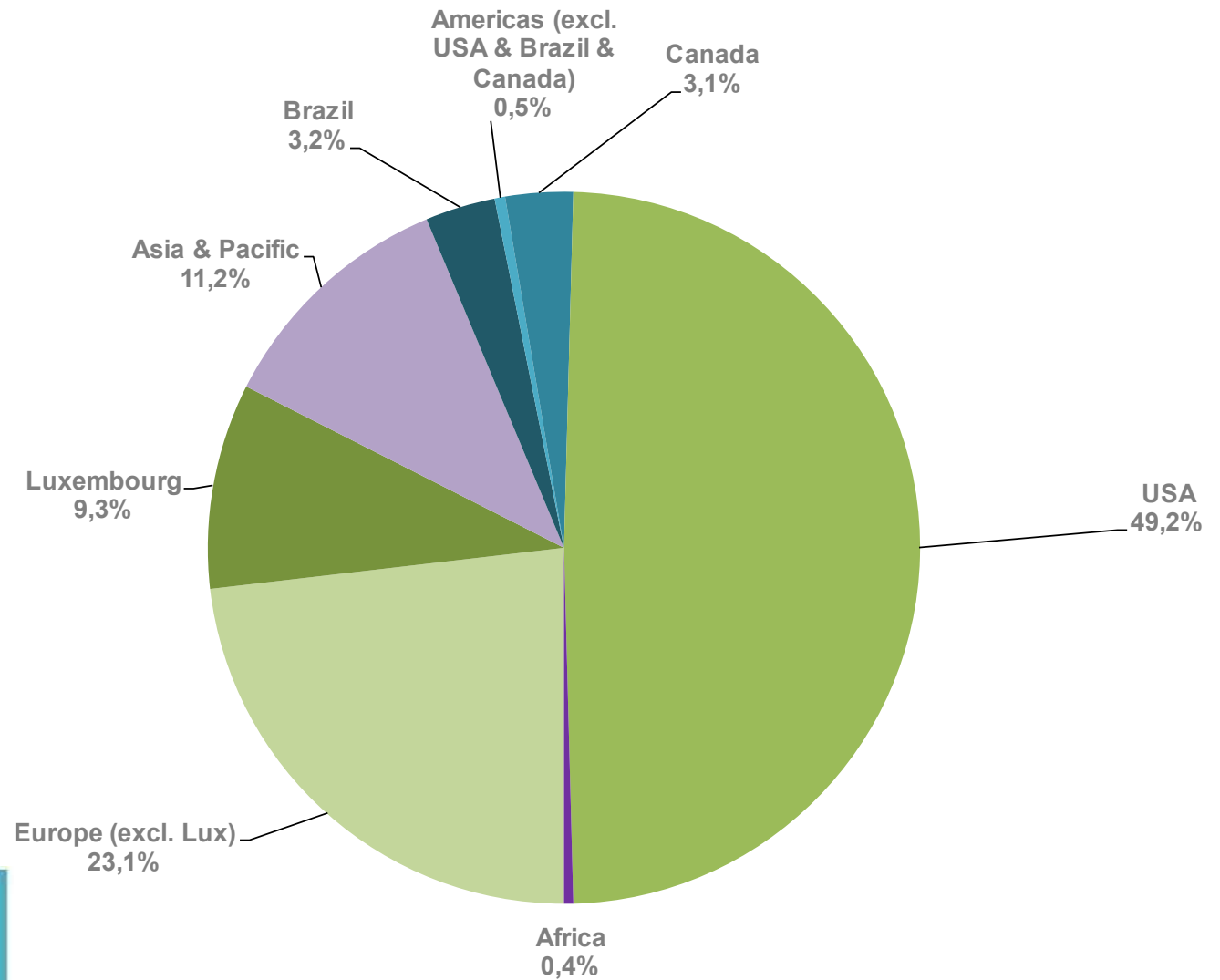


- Founding Member of the European Union (1957)
 - Founding Member of the United Nations (1945)
 - Joined NATO (1949)
 - Joined OECD (1960)
- 
- Jean-Claude Juncker, former Luxembourg prime minister, is the president of the European Commission (November 2014 to present)
 - European Council Presidency (second half of 2015)
 - Headquarters of the European Court of Justice, the European Investment Bank, etc.

Luxembourg economy : more than a financial centre



Worldwide investment funds



Global net assets
37795.33 € bn

Figures as at March 31, 2015

Source: Investment Company Institute (ICI)

European fund industry



UCITS & NON-UCITS		
Country	Assets € millions	Market share
Luxembourg	3 094 987	27.3
Ireland	1 661 211	14.6
France	1 584 828	14.0
Germany	1 581 625	13.9
United Kingdom	1 318 655	11.6
Switzerland	415 802	3.7
Sweden	252 710	2.2
Italy	248 397	2.2
Denmark	230 256	2.0
Spain	229 143	2.0
Others	723 565	6.4
Total	11 341 179	100.0

UCITS		
Country	Assets € millions	Market share
Luxembourg	2 642 504	33.1
Ireland	1 274 478	16.0
France	1 145 928	14.4
United Kingdom	995 340	12.5
Switzerland	335 960	4.2
Germany	296 406	3.7
Sweden	248 930	3.1
Spain	225 722	2.8
Italy	196 299	2.5
Belgium	104 694	1.3
Others	513 035	6.4
Total	7 979 298	100.0

Figures as at December 31, 2014 Source: EFAMA



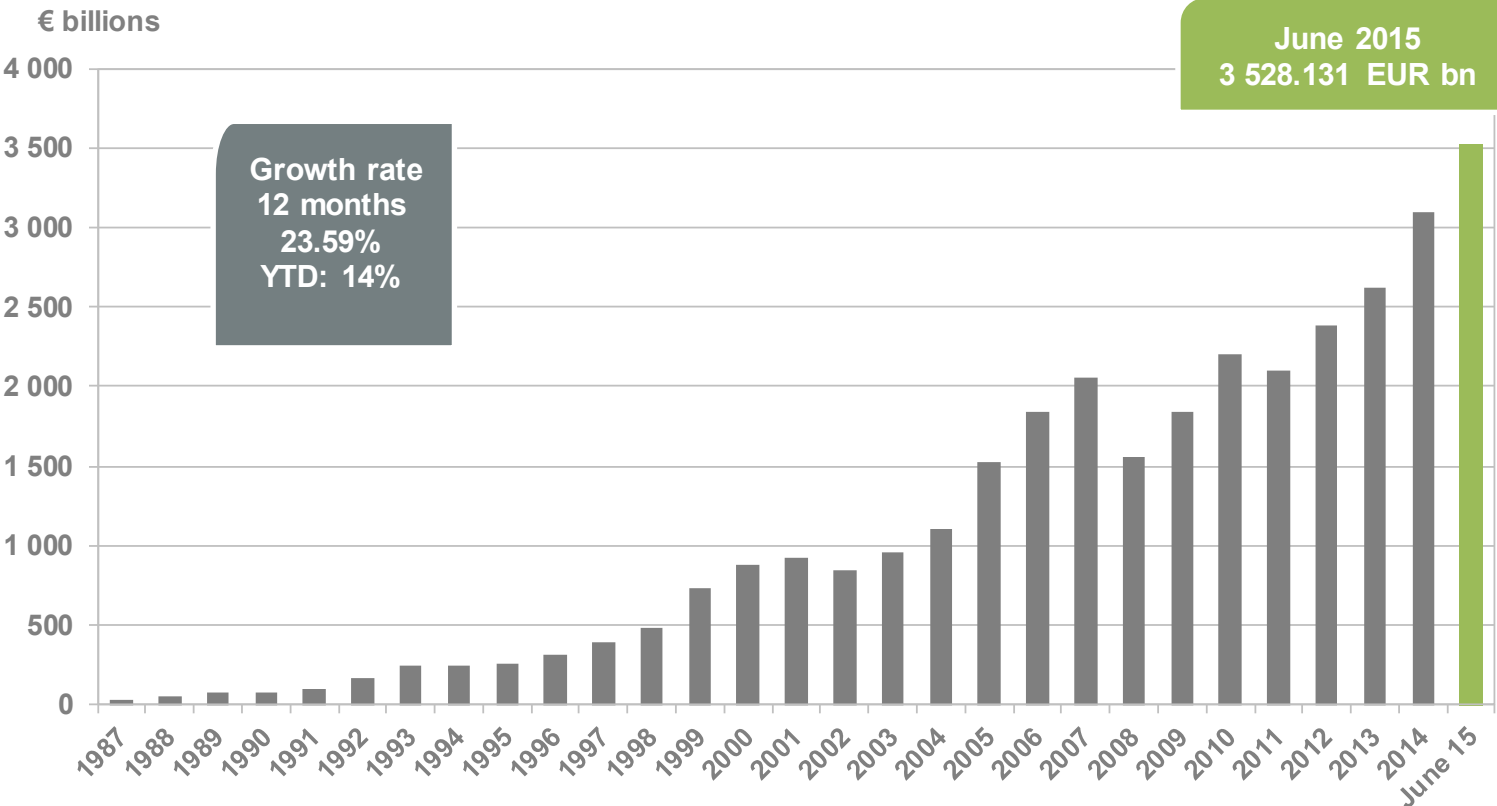
... at a glance :

- **3901 investment funds**
- **14015 compartments**
- **3528.13 billion euros in assets under management**
- **Number 1 investment fund centre in europe**
Number 2 in the world

Evolution of assets in Luxembourg funds



Net assets of Luxembourg domiciled UCIs



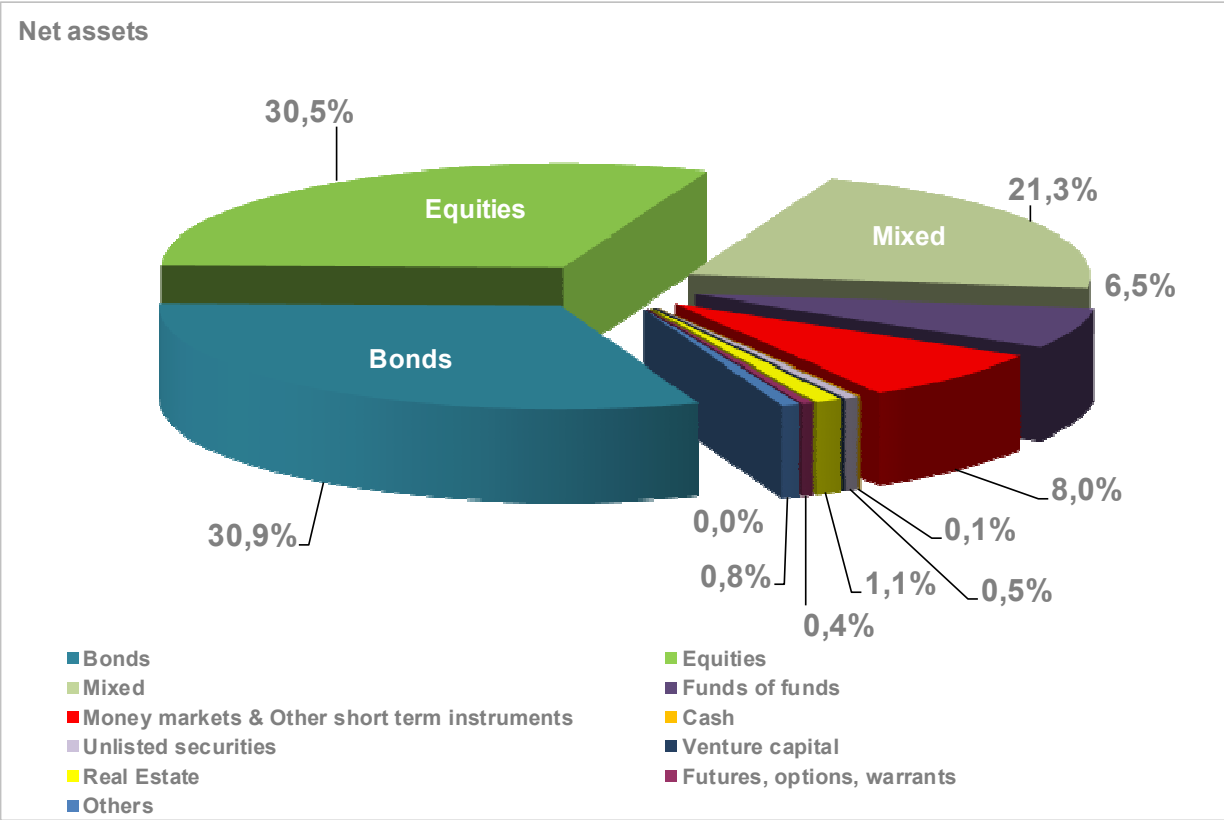
Figures as at June 30, 2015

Source: CSSF

Luxembourg fund industry



Investment policy of investment funds in terms of net assets



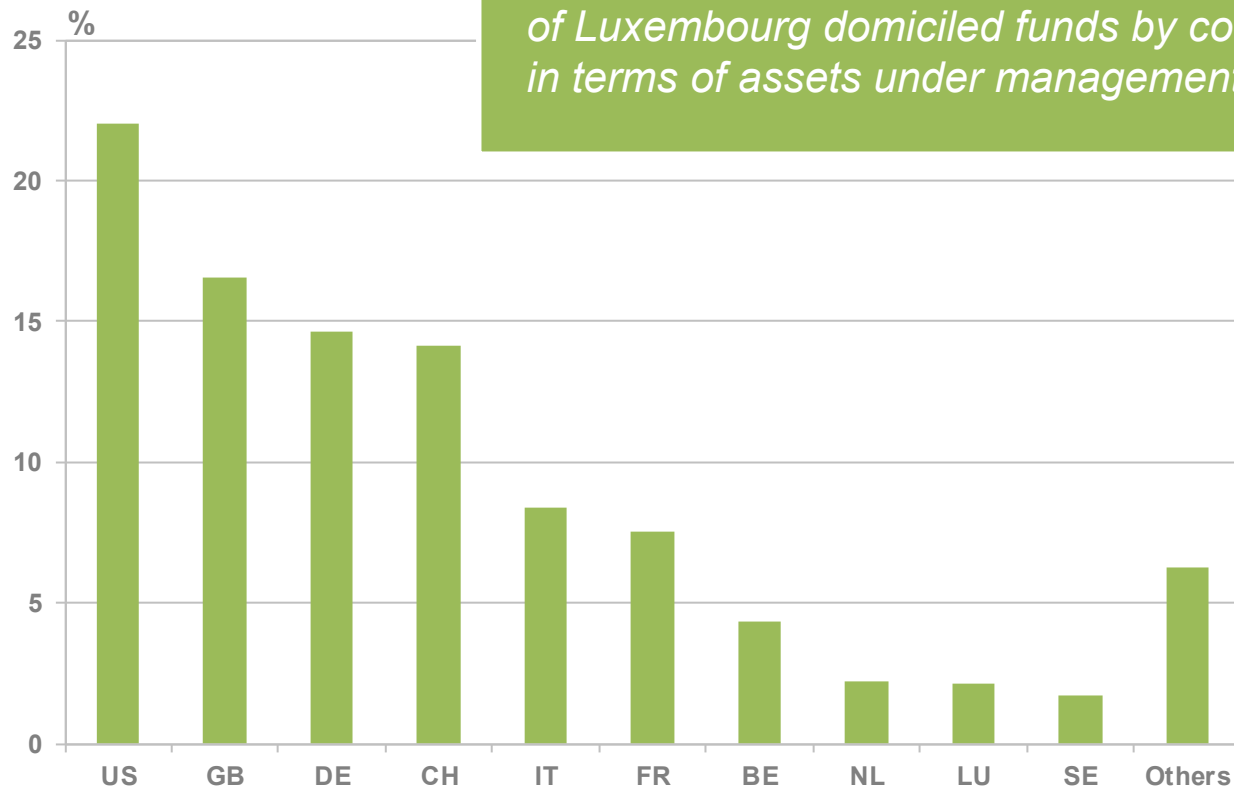
Figures as at June 30, 2015

Source: CSSF

Luxembourg fund industry



Market shares (%) of promoters of Luxembourg domiciled funds by country of origin in terms of assets under management



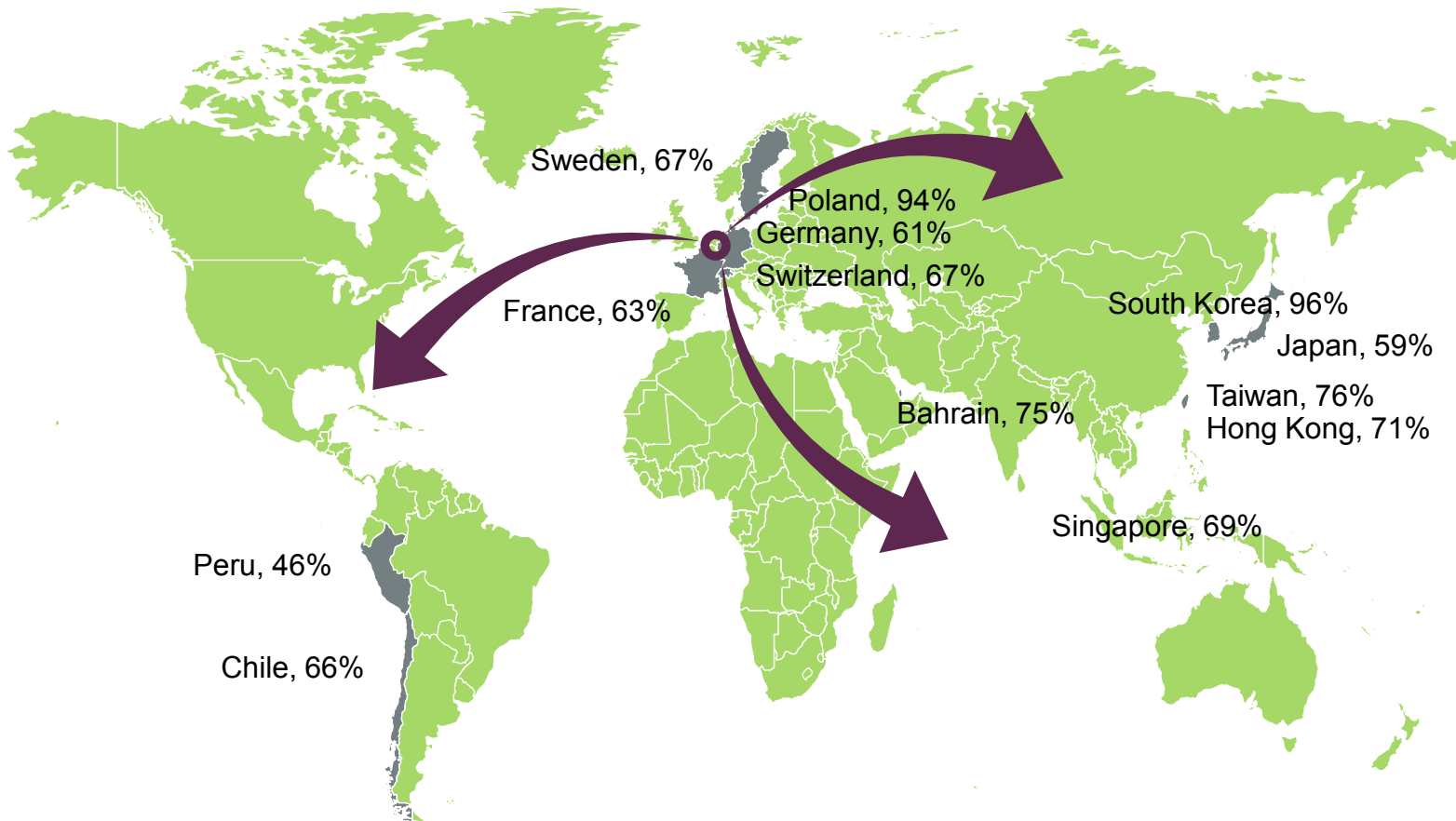
Figures as at June 30, 2015

Source: CSSF

Luxembourg funds: the vehicle of choice for cross-border distribution



Luxembourg market share of foreign cross-border funds registered for sale



Source: Global Fund distribution analysis – December 31, 2014



THANK YOU!